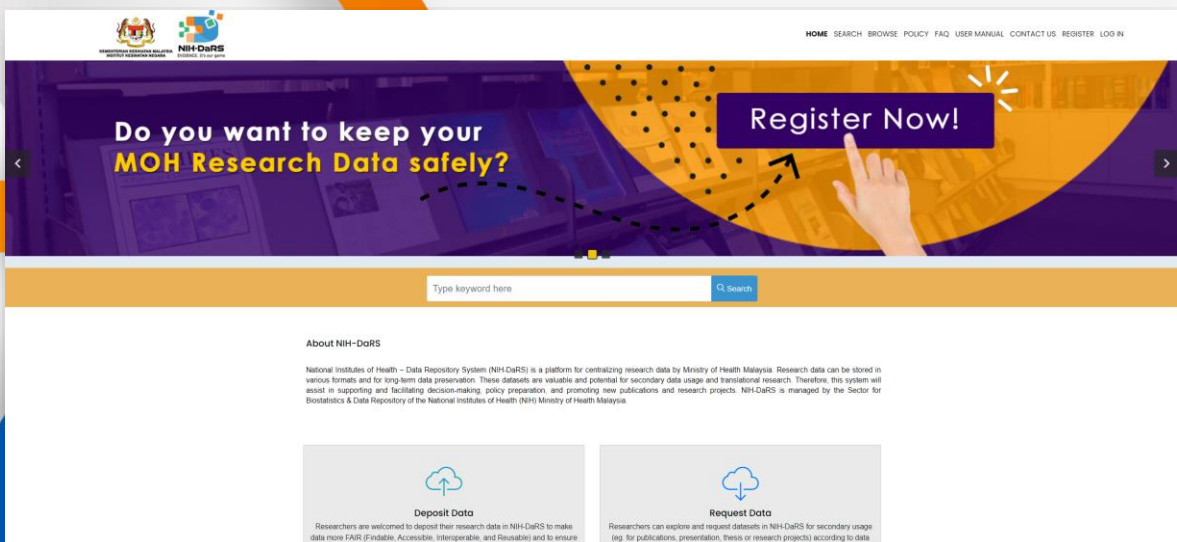


User Manual For Registration

<https://nihdars.nih.gov.my/>



The screenshot shows the NIH-DaRS website homepage. At the top, there is a navigation bar with the NIH-DaRS logo on the left and a menu of links (HOME, SEARCH, BROWSE, POLICY, FAQ, USER MANUAL, CONTACT US, REGISTER, LOG IN) on the right. Below the navigation bar is a large banner with a purple and orange background. The banner features the text "Do you want to keep your MOH Research Data safely?" on the left and a "Register Now!" button on the right, with a hand icon pointing at it. Below the banner is a search bar with the placeholder text "Type keyword here" and a "Search" button. Under the search bar is a section titled "About NIH-DaRS" which contains a paragraph of text. At the bottom of the page, there are two columns. The left column is titled "Deposit Data" and features a cloud upload icon. The right column is titled "Request Data" and features a cloud download icon. Both columns contain text describing the respective processes.

Do you want to keep your MOH Research Data safely?

Register Now!

Type keyword here

About NIH-DaRS

National Institutes of Health – Data Repository System (NIH-DaRS) is a platform for centralizing research data by Ministry of Health Malaysia. Research data can be stored in various formats and for long-term data preservation. These datasets are valuable and potential for secondary data usage and translational research. Therefore, this system will assist in supporting and facilitating decision-making, policy preparation, and promoting new publications and research projects. NIH-DaRS is managed by the Sector for Biostatistics & Data Repository of the National Institutes of Health (NIH) Ministry of Health Malaysia.

Deposit Data

Researchers are welcomed to deposit their research data in NIH-DaRS to make data more FAIR (Findable, Accessible, Interoperable, and Reusable) and to ensure <https://www.nih.gov/privacy-policy>

Request Data

Researchers can explore and request datasets in NIH-DaRS for secondary usage (eg. for publications, presentation, thesis or research projects) according to data <https://www.nih.gov/privacy-policy>

Register Account

Each user needs to register an individual account to use the Data Repository System (NIH-DaRS). The steps to register an individual account are as follows.

Steps to register an individual account

1. Click the REGISTER button in the main menu or click Register now!

HOME SEARCH BROWSE POLICY FAQ USER MANUAL CONTACT US **REGISTER** LOG IN

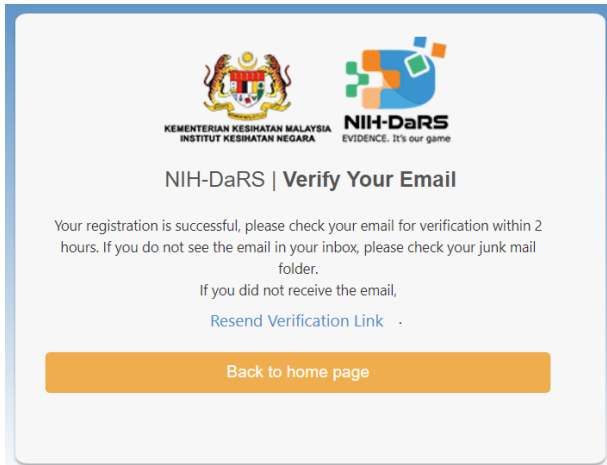
No account? [Register now!](#)

2. Fill in individual information

3. Click the Sign Up button

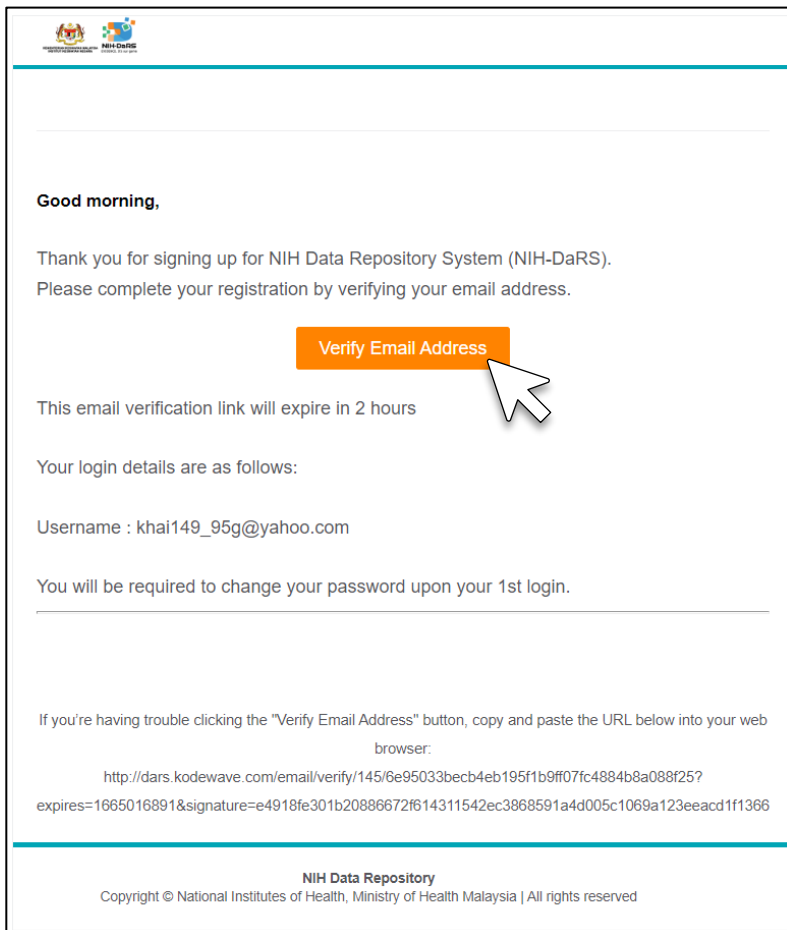


4. If there is no email, click the resend verification link.



[Resend Verification Link](#)

5. Check your email and click the 'Verify Email Address' button to complete the registration



6. Create a new password. Click update to update password.

KEMENTERIAN KESIHATAN MALAYSIA
INSTITUT KESIHATAN NEGARA

NIH-DaRS
EVIDENCE. It's our game

NIH-DaRS | Create New Password

Thank you for signing up for NIH Data Repository System (NIH-DaRS). Your account has been verified. ✕

Create Password

Password*

*Password must be at least 8 characters with combination between characters and numbers.

Confirm Password*

Update

7. The system will open the landing page.

